



Setting the Standard for Wear!

R & H Chrome Alloy PLANTER PARTS

Learn more - www.rhmachine.com 1-800-321-6568

LONG WEAR

R & H planter shoes, drill points, and skid parts are cast of High Chrome Alloy to give extremely long wear. You can expect our parts to cover many more acres than standard. PLUS there is no chrome plating or hardfacing to wear through.

SMOOTH SURFACE

Our drill points, planter shoes, and skid parts wear smooth and maintain this finish throughout the life of the part. Smooth, slick shoes and skids will not allow dirt to stick to the sides, giving sharper seed troughs, which result in better germination and yield.

PRECISION


R & H drill points and planter shoes maintain their shape and depth over a longer period resulting in more precise seed placement. Our parts will help keep the "precision" in your precision planter.

WELD-ON PLANTER INSERTS

Please check out our line of weld-on planter inserts (RH 300 series) designed to be installed onto worn or new shoes. Many of these pieces can be installed after normal wear life has been completed.

COST EFFECTIVE

Our parts may cost a little more, but will be much less expensive in the long run. When you count long life, better germination, and higher yield, you can count on increased profitability.



R & H drill points help your profits grow!!!

R & H Chrome Alloy PLANTER PARTS

R & H CHROME ALLOY SHOES for COTTON and VEGETABLE PLANTERS

TO FIT: JOHN DEERE

RH 258 PLANTER SHOE



To fit: JD models
7100 and 7300

Length: 9-3/4"
Bolt hole: Threaded for 3/8" bolt

RH 261 PLANTER SHOE

NOTE: - Flat-bottomed RH 258



To fit: JD models
7100 and 7300

Length: 9-3/4"
Bolt hole: Threaded for 3/8" bolt

RH 260 PLANTER SHOE



To fit: Old JD
model 51 (long)

Length: 13"
Bolt hole: Threaded for 3/8" bolt

TO FIT: BECK PLANTER

RH 257 LEFT and RIGHT PLANTER SHOE



Length: 7"
Height: 5-1/2"
Thickness: 11/16"
Sensor Hole: 3/4"
Bolt holes: 1/4"

Front



Back

TO FIT: STANHAY, PLANET JR, SEED SPIDER

RH 268 PLANTER SHOE



Length: 5-1/4"
Height: 4-1/4"
Thickness: 1"
Hole spacing: 1-1/8"
Bolt holes: 5/16" x 15/16"

TO FIT: STANHAY

RH 264 PLANTER SHOE

Length: 10-3/4"
Hole spacing: 1-7/8"
Bolt holes: 3/8"

To fit: Stanhay



RH 225 BOLT-ON INSERT

Length: 10-1/4"
Height: 7/8"
Hole spacing: 4-1/2"
Bolt holes: 10/24; threaded

To fit: Stanhay



RH 226 BOLT-ON INSERT

Length: 10-1/4"
Height: 1-1/4"
Hole spacing: 4-1/2"
Bolt holes: 10/24; threaded

To fit: Stanhay



RH 223 BOLT-ON INSERT

Length: 4"
Height: 1-3/8"
Thickness: 3/4"
Bolt holes: 1/4" threaded - 1-1/4" spacing

To fit: Stanhay



RH 228 BELT SLIDES

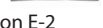
To fit: Stanhay

Length: 3-13/16"
Width: 1-3/16"
Thickness: 3/16"

E-2



S-2



**Note: grooves on S-2 are deeper than on E-2

RH 227 PLANTER INSERTS

To fit: Stanhay



Width: 5-1/2"
Length: 4"
Holes: 1/4"

Three row

RH 229



Width: 2-1/4"
Length: 2-3/4"
Holes: 10/24; threaded

Two row

R & H Chrome Alloy PLANTER PARTS

TO FIT: MONOSEM and HEATH

RH 259 PLANTER SHOE

To fit: Monosem and Heath



Length: 8-1/2"
Hole spacing: 1-1/4"
Bolt holes: 3/8"

RH 263 PLANTER SHOE

To fit: Monosem and Heath



Length: 9-1/2"
Hole spacing: 1-1/4"
Bolt holes: 3/8"

RH 276 PLANTER SHOE

To fit: Monosem



Length: 9-3/4"
Hole spacing: 1-3/8"
Bolt holes: 3/8"

RH 265 PIN-ON INSERT

To fit: Monosem model 6716



Length: 6-1/4"
Height: 2-3/4"
Thickness: 1-1/8"

Holes: 3/16" - 2-5/16" spacing

TO FIT: GASPARDO

RH 262 PLANTER SHOE

To fit: Gasparido



Length: 14-1/2"
Hole spacing: 3-1/4"
Bolt holes: 5/8"

RH 271 PIN-ON INSERT

To fit: Gasparido



Length: 4-3/8"
Height: 2-1/4"
Thickness: 5/8"

Holes: 1/4" - 2-3/4" spacing

TO FIT: ACRA PLANT

RH 230 BOLT-ON INSERT

To fit: Acra Plant (replaces part #4101-00)

Length: 3-1/4"
Bolt: Attaches with 3/8" J bolt



RH 231 BOLT-ON INSERT

To fit: Acra Plant (replaces part #4100-00)

Length: 10"
Bolt: Threaded for 3/8" bolt



TO FIT: GRAMOR

RH 254 PLANTER SHOE

To fit: Gramor

Length: 6-1/2"
Hole spacing: 3"
Bolt holes: 5/8"



TO FIT: GEARMOR

RH 267 PLANTER SHOE

To fit: Gearmor

Length: 12"
Hole spacing: 1"
Bolt holes: 3/8"



TO FIT: AGRICOLA ITALIANA

RH 280 PLANTER SHOE

To fit: Agricola Italiana

Length: 5-3/4"
Thickness: 5/8"
Bolt hole: 3/16"



TO FIT: MIDLAND

RH 218 PLANTER SHOE

To fit: Midland Zip Seeder

Length: 6-3/4" Bolt holes: 3/8"
Width: 4" Hole spacing: 2"
Thickness: 3/8"



R & H Chrome Alloy PLANTER PARTS

R & H CHROME ALLOY BOLT-ON or WELD-ON PLANTER SKIDS

TO FIT: BABY-MIX

RH 210 PLANTER SKID NOSE

To fit: 80" single-row Baby Mix 30-line machine
(used with RH 211)



Thickness: 3/4"

Length: 5"
Width: 3-1/2"
Hole spacing: 1-7/8"
Bolt holes: 1/2" hex

RH 211 PLANTER SKID

To fit: 80" single-row Baby Mix 30-line machine
(used with RH 210)



Length: 12"
Width: 5"
Hole spacing: 8-1/2"
Bolt holes: 1/2" hex
Thickness: 3/4"

TO FIT: R J TOMATO TRANSPLANTER

RH 212 PLANTER SKID NOSE

To fit: RJ tomato transplanter
(used with RH 213)

Length: 6"
Width: 5"
Thickness: 1/2"
Bolt holes: 7/16" hex



RH 213 PLANTER SKID

To fit: RJ tomato transplanter
(used with RH 212)



Length: 18"
Width: 5"

Thickness: 1/2"
Bolt holes: 7/16" hex

RH 216 WELD-ON CURVED WEAR PLATE

Length: 13"
Width: 4"
Rise: 2-3/4"
Thickness: 1/2"



TOP VIEW



SIDE VIEW

TO FIT: JOHNSON PLANTAVATOR

RH 214 PLANTER SKID

To fit: Johnson Plantavator

Length: 26"
Width: 5"
Thickness: 1/2"
Bolt holes: 1/2" plow



*** BOLT-ON BEDDER NOSES ***

RH 208 SMALL POINT or OPENER

Length: 8-3/4"
Height: 4-3/4"
Thickness: 3/4"
Bolt holes: 1/2" hex
Hole spacing: 2-15/16"



RH 209 LARGE POINT or OPENER

Length: 8-3/8"
Height: 5"
Thickness: 3/4"
Bolt holes: 1/2" hex
Hole spacing: 2-5/8"



R & H Chrome Alloy PLANTER PARTS

R & H CHROME ALLOY DRILL POINTS and OPENERS

TO FIT: JOHN DEERE

RH 250 DRILL POINT

To fit: JD HZ split-packer drill




Length: 6"
Bolt holes: 5/16" hex

RH 250 A DRILL POINT ADAPTOR

To fit: JD HZ split-packer drill

*NOTE: Farmers have requested a deeper furrowing drill point. Our specialized RH 250 A is made to accept RH 251 as a replaceable tip.

Length: 5-1/2"
Bolt holes: 5/16" hex



RH 251

RH 250 A

RH 253 DRILL POINT - SPEAR or DIAMOND

To fit: JD tool bar

Length: 4-1/4"
Opening: 1/2" wide
Drop: 1/4"
Bolt: 1/4" square nut
1/4" x 1" machine screw



RH 266 DRILL POINT

To fit: JD 160523; also Triple K shanks



Length: 8-5/8"
Width: 1-3/4"
Bolt: 3/8" hex

RH 269 DRILL POINT

To fit: JD Model 9400



Height: 8-1/2"
Depth: 5-3/8"
Thickness: 2-9/16"
Bolt (front): 3/8" hex

TO FIT: AC

RH 253 S DRILL POINT - SPEAR or DIAMOND

To fit: AC tool bar

Length: 4-1/4"
Opening: 1/2" wide
Drop: 1/4"
Bolt: 1/4" x 1" machine screw
1/4" square nut



TO FIT: IHC

RH 251 DRILL POINT

To fit: IHC "Eagle-beak"

Length: 3-3/4"
Opening: 15/16" wide
Drop: 3/4"
Bolt: 1/4" square nut
1/4" x 1-1/2" machine screw



RH 251 S DRILL POINT - DEEP


To fit: IHC "Eagle-beak"

Length: 6"
Opening: 15/16" wide
Drop: 2-1/8"
Bolt: 1/4" square nut
1/4" x 1-1/2" machine screw



RH 251 M DRILL POINT - HIGH SPEED

To fit: IHC 150 drill



Length: 6-1/2"
Opening: 15/16" wide
Drop: 1"
Bolt: 1/4" square nut
1/4" x 1-1/2" machine screw

RH 252 DRILL POINT - "STUBBY"

To fit: IHC "Eagle-beak"

Length: 3-1/4"
Opening: 15/16" wide
Drop: 1/8"
Bolt: 1/4" square nut
1/4" x 1-1/2" machine screw



R & H Chrome Alloy PLANTER PARTS

TO FIT: MELROE

RH 241 DRILL POINT

Length: 3-1/2"
Opening: 1/2" wide
Drop: 1/2"
Hole: 7/16"

To fit: Melroe 280 drill



TO FIT: PASTURE DREAM

RH 220 DRILL POINT

Length: 8-1/4" Hole spacing: 1-1/2"
Width: 1-3/8" Bolts: 3/8" hex

To fit: Midland or Taylor



TO FIT: NOBLE

RH 248 DRILL POINT

Length: 7-3/4"
Width: 1-7/8"
Bolt: 7/16" hex

To fit: Noble model 2000



RH 219 SEAL

To fit: Midland or Taylor



Width: 4" Thickness: 3/8"
Depth: 2-1/4" Bolt hole: 3/8"

RH 249 DRILL POINT



Length: 8"
Width: 2"
Bolt: 1/2" plow
Hole spacing: 2"

TO FIT: MONOSEM

RH 275 LEFT and RIGHT PLANTER INSERT

To fit: 2-row Monosem model 6501G or D



Length: 4"
Height: 1-1/2" Holes: 1/4" threaded
Thickness: 1-3/8" Hole spacing: 1-9/16"

TO FIT: HORSH ANDERSON

RH 290 BANDING WING



Length: 4-1/4"
Width: 7-5/8"
Height: 2"
Holes: 7/8" (one); 1/2" (two)
Hole spacing: 2-1/2"

RH 291 SEED SEPARATOR

Length: 1-3/8"
Width: 7/8"



R & H CHROME ALLOY OPENERS

RH 255 POINT or OPENER

To fit: Alloway beet planter or opener

Height: 7-1/4"
Width: 5-1/4"
Thickness: 5/8"



RH 255 S WELD-ON POINT or OPENER



Height: 7-1/4"
Width: 3-1/2"
Thickness: 5/8"

TO FIT: MORRIS

RH 272 DRILL POINT



Height: 5-3/4"
Depth: 6-1/4"
Thickness: 1-3/8"
Holes: 7/16"
Hole spacing: 1-1/2"

RH 273 DRILL POINT WING

Length: 6-3/8"
Width: 3-3/4"
Hole: 7/16" hex



RH 256 ONION POINT or OPENER

Overall:
Length: 5-1/8"
Height: 6-5/8"
Thickness: 15/16"
Hole spacing: 2-3/4"



Slot:
Height: 5-3/4"
Depth: 1-1/2"
Width: 3/8"
Holes: 3/8"